

NEW PEUGEOT 208

Prices, equipment
and technical specifications E & OE

Prices applicable from June 2024



RANGE



ACTIVE

Peugeot LED Technology headlamps with 3-claw LED daytime running lights

Peugeot i-Cockpit® with analogic head-up display & 3,5" colour matrix

Parking sensors - rear

Touch screen 10" & Bluetooth Radio & Telephone
DAB Radio with 10" SD Central Touchscreen
Bluetooth®, wireless mirror display

Manual air conditioning

Electric and heated door mirrors with manual folding

16" 'MONTI' steel wheels

ELECTRICAL SPECIFICITIES

High console with armrest & electric parking brake

1 USB A plug and 1 USB C plug at rear

Single-zone automatic air conditioning and automatic wipers

22 kW 3-Phase Mode Electrical Cable

Single-phase 7.4 kW on-board charger



ALLURE

Equipment in addition to ACTIVE

Peugeot i-Cockpit® with digital 10" 2D cluster

Peugeot i-Connect

DAB radio with 10" HD colour touchscreen
Bluetooth®, Wireless Mirror Screen

Front and Rear Aid sensors with rear view Camera (Visio Park 1)

Single-zone automatic air conditioning and automatic wipers

Overtinted Windows

High console with armrest & electric parking brake

Electrochrome rear view mirror

Electric, heated and power folding door mirrors

16" 'NOMA' two tones diamond cut alloy wheels

ELECTRICAL SPECIFICITIES

Hands-free start



GT

Equipment in addition to ALLURE

Peugeot upper Full LED Technology headlamps with 3-claws LED daytime lights

Peugeot i-Cockpit® 3D with digital 10" cluster

Smartphone Wireless charger (15W)

Visiopark 2: HD front and rear cameras with touchscreen display of front, rear views and 360° top view of the vehicle's environment
Exterior mirrors with LED reception lighting and blind spot monitoring indicators

Compact grain leather steering wheel with integrated multimedia controls

Interior framless mirror

Hands-free access and start Proximity

8 polyambient lighting

Front and Rear floormats

Aluminum pedals and aluminum front door sills with PEUGEOT signature

17" 'YANAKA' two tones diamond cut alloy wheels with inserts

208 PRICES

Recommended prices

	CO ₂ * (g/km) (1)	TAX BAND	ANNUAL ROAD TAX	ACTIVE	ALLURE	GT
ELECTRIC						
Electric engine 136 hp (100 kW)-Battery 50 kWh	0-0	A	€120	€31,315***	€33,185***	-
Electric engine 156 hp (115 kW)-Battery 54 kWh	0-0	A	€120	-	-	€36,260***
HYBRID						
Hybrid 100 e-DCS6	100-105	A5	€180	-	€29,995**	€31,295**
PETROL						
PureTech 100 S&S BVM6	115-120	A6	€190	€26,495**	€28,495**	€30,195**
PureTech 75 S&S BVM5	121-124	B1	€200	€25,695**	-	-

- WLTP data currently being approved. Minimum- maximum mixed WLTP CO₂ emissions on the engine. The CO₂ emissions from the vehicle depend on the version selected as well as the options on the vehicle.
- **Dealer delivery related charges, metallic paint and tyre recycling levy not included.
- ***Includes SEAI grant and VRT rebate

(1) The CO₂ emissions entered are mixed and expressed in grams per kilometre. The fuel consumption and CO₂ emission values provided comply with WLTP approval (EU regulation 2017/948). Since 1 September 2018, new vehicles are approved on the basis of the worldwide harmonised light-duty vehicles test procedure (WLTP), which is a new, more realistic test procedure to measure fuel consumption and CO₂ emissions. This WLTP procedure fully replaces the New European Driving Cycle (NEDC), which was the previous test procedure. As the test conditions are more realistic, the fuel consumption and CO₂ emissions measured according to the WLTP procedure are, in many cases, higher than those measured according to the NEDC procedure. The fuel consumption and CO₂ emission values may vary depending on specific equipment, options and types of tyres. Contact your point-of-sale for more information. More information on www.peugeot.ie

STANDARD EQUIPMENT

SAFETY

6 Airbags

Auto-adaptive front, lateral front, front & rear curtains

Front (x2) and rear (x3) height adjustable headrests

ESP (Electronic Stability Program) with Hill Start Assist

ISOFIX and Top Tether fasteners on rear side seats

Front Safety belts with pyrotechnic retractors, load limiters, and non-buckling detection, 3 point rear center safety belt with non-buckling detection

Rear lateral safety belts with pyrotechnic retractors, load limiters, and non-buckling detection

ABS (Anti-lock Braking System) with EBD (Electronic Braking Distribution)

Tyre pressure sensors

Automatic locking of all doors while driving

ADVANCED SAFETY

Safety Pack


Cruise Control / Speed Limiter

Automatic emergency braking with collision warning,

Active alert of unintentional crossing of line and aisle,

Extended traffic sign recognition and speed recommendations,

Driver attention alert



STANDARD EQUIPMENT

DRIVING & MANEUVERING AIDS

Rear parking sensors

COMFORT

Visibility Pack

Automatic lights

One touch electric front and rear windows with pinch protection

Electric power steering

Adjustable steering wheel for height and reach

Tinted windshield

UPHOLSTERY & SEATS

Driver's seat with manual height adjustment

Split-folding rear seat 1/3-2/3

MULTIMEDIA & NAVIGATION

6 speakers

2 tweeters & 2 woofers at the front, 2 speakers at the rear

12V socket and smartphone storage in the central front console

ELECTRICAL SPECIFICITIES

3-phase mode 3 electric cable 22 kW

7,4 kW onboard single-phase charger

Heat Pump

Peugeot Connect SOS & Assistance and Teleservices

SOS & Assistance: Automatic or manual emergency call by SOS push, and direct connection with the PEUGEOT support platform (24h/24 7d/7)

Teleservices : Detection of the need for technical intervention or periodic maintenance and transmission to the PEUGEOT network for appointment making



ACTIVE TRIM

Equipments in addition to standard equipment

SAFETY

Peugeot LED Technology headlamps with 3-claws LED daytime running lights

Tire repair kit (BEV only)

Spare Wheel Predisposition (without repair kit) (MHEV)

12 V compressor with sealing product cartridge

Signature 3-claw rear lights and stop with LED, stop & turn indicator with lamps

EXTERIOR AESTHETICS

Style elements

Front Grille

Grained black polymirrors marking

Grained black upper grille trim

Grained black lower grille trim

Glossy black trim between the rear lights

Grained black upper and lower rear skirt on rear bumper (lower rear skirt glossy black on electric)

Glossy black spoiler

INTERIOR AESTHETICS

Style elements

Injected dashboard with Carbon decor and glossy black stripe with chrome accent (slush dashboard on electric)

Front door panels with Carbon decoration and shiny Black wand with Calcite pad

Front and rear door armrests in Rimini Mistral fabric

Light-colored cabin and headliner

Compact leather steering wheel with integrated multimedia controls



ACTIVE TRIM

Equipments in addition to standard equipment

COMFORT

3 button remote control + mechanical key
Monozone air conditioning

Low console with mechanical parking brake

Electric parking brake (Electric & Hybrid versions)
Manual day/night interior mirror

Electric and heated door mirrors with manual folding

Peugeot i-Cockpit® with analogic head-up display & 3,5" colour matrix

UPHOLSTERY & SEATS

Upholstery fabric PNEUMA embossed 3D, tri material Leorki chine and green Calcite stitchings

RIMS & WHEELS

16" 'MONTI' steel wheels

Sparkling grey with glossy varnish and grained black

MULTIMEDIA & NAVIGATION

Touchscreen 10" & Bluetooth Radio & Telephone

DAB radio with 10" SD color touchscreen
Bluetooth®, Wireless Mirror Screen (Apple CarPlay™ / Android Auto™)
Toggles Switches
1 USB Type C (Data+Load) on front console
USB Socket (x2) front including 1 USB-C (Electric & Hybrid versions)
USB Socket (x2) rear (Electric & Hybrid versions)



ALLURE TRIM

Equipments in addition to ACTIVE equipment

DRIVING & MANEUVERING AIDS

Visiopark 1 : HD rear camera with front & rear parking sensors

EXTERIOR AESTHETICS

Style elements

Grille

Upper Black grille with body color hot stamping

Glossy black upper grille trim

Glossy black lower grille trim

Glossy black upper rear skirts and grained black lower rear skirt on rear bumper (lower skirt glossy black on Hybrid 136hp and electric)

'Shark fin' radio antenna

INTERIOR AESTHETICS

Style elements

Slush dashboard with carbon TPE trim and glossy black strip with chrome accent

Front door panels with Carbon decoration and shiny Black wand with Quartz pad

Front and back door armrests in TPE with Quartz stitching

COMFORT

Automatic monozone air conditioning

High console with armrest & electric parking brake

2 USB C on the front console (1 USB Charge et 1 USB Data+Charge, 1 USB type C (Charge) and 1 USB type A (Charge) for rear passengers

Drive mode selector (Normal/Eco with BVM, Normal/Eco/Sport with DCT6 and Electric)



ALLURE TRIM

Equipments in addition to ACTIVE equipment

COMFORT

Electrochrome rear view mirror

Electric, heated and power folding door mirrors

Front windshield wipers with automatic activation

Peugeot i-Cockpit® 2D with 10'' digital head-up display

Dark tinted rear side windows & rear windshield

UPHOLSTERY & SEATS

CASUAL LOMSA embossed fabric upholstery, Isabella TEP bolsters trim LOMSA tri material with Quartz stitching

RIMS & WHEELS

16'' 'NOMA' two tones diamond cut alloy wheels

Glossy bi-tone & orbital black

MULTIMEDIA & NAVIGATION

Peugeot i-Connect

DAB radio with 10'' HD color touch screen customizable Bluetooth®, Wireless Mirror Screen (Apple CarPlay™ / Android Auto™), Wifi 1 USB Type C (Data+Charge) and 1 USB Type C (Charge) on front console

ELECTRICAL SPECIFICITIES

Hands-free start



GT TRIM

Equipments in addition to ALLURE equipment

SAFETY

Visiopark 2: HD front and rear cameras with touchscreen display of front, rear views and 360° top view of the vehicle's environment
Exterior mirrors with LED reception lighting and blind spot monitoring indicators

Peugeot Full LED Technology headlamps with 3-claws LED daytime running lights with Smartbeam Assist

Signature 3-claws rear lights, stop, reverse, and turn indicators in LED

EXTERIOR AESTHETICS

Style Elements

Window weathertrip Glossy Black
Glossy black upper & lower rear skirts on rear bumper
Glossy black wheel arches
Aluminium door sills with Peugeot lettering

INTERIOR AESTHETICS

Style Elements

Slush dashboard with carbon TPE trim and double Adamite/Tramontane stitching & glossy black strip with chrome accent and illuminated strip
Front door panels with carbon-molded TPE medallion, glossy black strip with illuminated strip (8 colors) and Adamite-stitched TEP pull handle

Black interior cabin and headliner

Front and rear floor mats

Mistral perforated leather steering wheel with 'Adamite' green stitch detail and 'GT' emblem

Aluminum sport pedals



GT TRIM

Equipments in addition to ALLURE equipment

COMFORT

PEUGEOT Open & Go - Keyless Entry and keyless push button start
Electrochromic frameless rear-view mirror

Electric, heated and power folding door mirrors with threshold lighting

Polyambient 8 colors-lighting (linked to driving modes)

Peugeot i-Cockpit® 3D with digital 10" head-up cluster

Interior lighting

Courtesy mirror in LED on sun visors
LED lighting low part rear storage and foot wells

UPHOLSTERY & SEATS

BELOMKA fabric upholstery, TEP bolsters trim, tri material Uni Capy and Adamite stitchings

Front passenger seat with manual height adjustment

RIMS & WHEELS

17" YANAKA two-tones diamond cut alloy wheels with inserts

MULTIMEDIA & NAVIGATION

Wireless smartphone charging (15 W)



WHEELS



16" steel wheels

MONTI

Eclat Grey with glossy varnish & grained black

Standard on ACTIVE



16" alloy diamond-cut wheels

NOMA

Two-tone gloss varnish and Orbital Black

Standard on ALLURE



17" alloy diamond-cut wheels

YANAKA

two-tone gloss varnish and Orbital Black
with Orbital Black and matte varnish inserts

Standard on GT

BODY COLOURS

METALLIC COLOURS



Agueda Yellow

M0EQ – free- paint



Cumulus Grey

M0F4 - Option



Selenium Grey

M0LD - Option



Perla Nera Black

M09V - Option

SIGNATURE COLOURS



Elixir Red

M5VH - Option



Vertigo Blue

M6SM - Option

SOLID COLOUR



Bianca White

P0WP - Option

UPHOLSTERIES

Range

Prices

Equipment
& finishes

Body colors
& upholsteries

Options

Detailed
equipment

Technical
specifications

Services
& offers



**PNEUMA embossed 3D fabric upholstery,
Leorki chine tri material and calcite stitchings**

APFX

Standard on ACTIVE



**CASUAL LOMSA embossed fabric, TEP Isabella bolsters trim,
LOMSA tri material and Quartz stitchings**

AQFX

Standard on ALLURE

UPHOLSTERIES

Range

Prices

Equipment & finishes

Body colors & upholsteries

Options

Detailed equipment

Technical specifications

Services & offers



BELOMKA fabric upholstery, TEP Isabella bolsters trim, Uni copy tri-material and Adamite Green stitchings

ATFX

Standard on GT



Alcantara® Mistral ICONIUM upholstery TEP Isabella tri-material, black Alcantara bolsters trim and Adamite Green stitchings

WNFX

Optional on GT

OPTIONS

Recommended prices

Range
Prices
Equipment & finishes
Body colors & upholsteries
Options
Detailed equipment
Technical specifications
Services & offers

				ACTIVE	ALLURE	GT
EXTERIOR AESTHETICS						
Solid Colour	Bianca White	P0WP	€270	○	○	○
	Agueda Yellow	M0EQ	€0	●	●	●
Metallic Colour	Cumulus (Light) Grey	M0F4	€675	○	○	○
	Perla Nera Black	M09V	€675	○	○	○
	Selenium Grey	M0LD	€675	○	○	○
Special Colour	Elixir Red	M5VH	€900	○	○	○
	Vertigo Blue	M6SM		○	○	○
UPHOLSTERY & SEATS						
Alcantara Executive Interior						
Isabella TEP / Alcantara® Mistral ICONIUM fabric tri-material upholstery, Black Alcantara trim and Adamite Green stitching			WNFX	€1,575	-	-
Electric, heated and massaging driver's seat						○
Heated manual height adjustable front passenger seat						
DRIVING AIDS						
Drive Assist Pack:						
Adaptive cruise control with 30 km/h function		Only available with manual transmission	ZVK7	€565	-	○ / ⁽¹⁾
						○ ⁽¹⁾
Drive Assist Plus Pack:						
Semi-autonomous driving (level 2), Adaptive cruise control with Stop & Go function		Only available with automatic transmission	ZVKU	€675	-	○
Helps maintain position in lane > lane positioning assist						○
MANEUVERING AIDS						
Vision Pack:						
Visiopark 2: HD front and rear cameras with touchscreen display of front, rear views and 360° top view of the vehicle's environment			WYAL	€450	-	○
Exterior mirrors with LED reception lighting and blind spot monitoring indicators						●

(1) Thermal / Electric Version

● : standard ○ : option - : not available

OPTIONS

Recommended prices

				ACTIVE	ALLURE	GT
CONFORT						
	PEUGEOT Open & Go (keyless entry)	-	YD07	€450	-	○
	Cielo panoramic glass roof		OK01	€900	-	○
MULTIMEDIA ET NAVIGATION						
	Pack Navigation: Peugeot i-Connect® Advanced Connected 3D Navigation with 10" HD touchscreen Natural voice recognition TomTom® Connected Navigation Services and Danger Zone Alerts with 6-month subscription included Peugeot Connect SOS & Assistance and Teleservices 2 USB plugs on front console		ZJA7	€565	○ / - ⁽¹⁾	-
	Pack Navigation: Peugeot i-Connect® Advanced Connected 3D Navigation with 10" HD touchscreen Natural voice recognition TomTom® Connected Navigation Services and Danger Zone Alerts with 6-month subscription included Peugeot Connect SOS & Assistance and Teleservices 4 USB plugs (2 on rear console)		ZJA9	€675	- / ○ ⁽¹⁾	○
	Smartphone 15W Wireless Charging Plate	For compatible smartphones, check your point of sale.	E301	€225	-	○
ELECTRICAL ENVIRONMENT						
	Onboard Charger 11 KW three phase		LZ04	€675	-	- / ○ ⁽¹⁾

The addition of optional extras may result in the vehicle increasing in Co2 g/km and therefore, attracting a higher rate of VRT than described in this product guide. For your exact configuration value, both Co2 g/km and RRP, please contact your local dealer or visit www.peugeot.ie
 Note: Some options may require other options depending on the item and trim line.

(1) Thermal / Electric Version

● : standard ○ : option - : not available

EQUIPMENT DETAILS



PEUGEOT i-Connect® Advanced

PEUGEOT i-Connect® Advanced offers a complete technological experience with TomTom® connected navigation. For optimal readability, the card can be displayed on the entire 10-inch HD touchscreen and updated "live" (once a month). It is also fully and easily customizable with widgets, such as a tablet.

«OK PEUGEOT», a natural language speech recognition control, improves the safety and comfort of the user, and gives access to all the features. Finally, to help the user, PEUGEOT i-Connect® Advanced offers embedded documentation and tutorials.



Pack DRIVE ASSIST PLUS

The Drive Assist Plus Package⁽¹⁾ allows you to manage driving semi-autonomously. With the track positioning system⁽²⁾ and adaptive cruise control including the Stop & Go⁽³⁾ function, it automatically adjusts the speed of the vehicle to that of the one preceding it, maintaining a safe distance.

⁽¹⁾ Available in series, optional or unavailable depending on versions.

⁽²⁾ A system for maintaining the position of the car chosen by the driver in the lane.

⁽³⁾ A system based on radar in the centre of the front bumper and a camera at the top of the windscreen.

TECHNICAL SPECIFICATIONS

	PETROL		HYBRID	
	PureTech 75 S&S BVM5	PureTech 100 S&S BVM6	Hybrid 100	Hybrid 136
Engines				
Displacement (cm ³)	1 199	1 199	1 199	1 199
Number of cylinders / Arrangement	3 in-line	3 in-line	3 in-line	3 in-line
Number of valves per cylinder	4	4	4	4
Maximum power (kW ECE / hp ECE at rpm)	55 / 75 at 5 750	74 / 100 at 5 500	74 / 100 at 5 500	100 / 136 at 5 500
Maximum torque (Nm ECE at rpm)	118 / 2 750	205 / 1 750	205 / 1 750	230 / 1 750
Stop & Start	Yes	Yes	No	No
Emission standard	EURO 6d	EURO 6d	EURO 6d	EURO 6d
Injection type	Direct	Direct	Direct	Direct
Service interval	20 000 km or 1 year	20 000 km or 1 year	25 000 km or 1 year	25 000 km or 1 year
TRANSMISSIONS				
Type	Manual	Manual	Automatic	Automatic
Number of gears	5	6	6	6
BATTERY				
Technology	-	-	Lithium-ion	Lithium-ion
Number of modules	-	-	12	12
Capacity (kWh)	-	-	0,432 / 0,890	0,432 / 0,890
Weight (kg)	-	-		
Total voltage (V)	-	-	48	48

* WLTP data undergoing certification. CO₂ emissions WLTP mixed minimum-maximum on the engine. The CO₂ emissions of the vehicle depend on the version chosen as well as the options present on the vehicle.

(1) The CO₂ emissions given are mixed and expressed in grams per kilometer. The fuel consumption and CO₂ emission values given are in accordance with WLTP type approval (EU Regulation 2017/948). Since September 1, 2018, new vehicles have been type-approved on the basis of the globally harmonized test procedure for light vehicles (WLTP), which is a new, more realistic test procedure for measuring fuel consumption and CO₂ emissions. This WLTP procedure completely replaces the New European Driving Cycle (which was the test procedure used previously). Because the test conditions are more realistic, fuel consumption and CO₂ emissions measured under the WLTP procedure are, in many cases, higher than those measured under the NEDC procedure. Fuel consumption and CO₂ emission values may vary depending on specific equipment, options and tire types. Be sure to contact your point of sale for more information. More information at www.peugeot.ie

TECHNICAL SPECIFICATIONS

	PETROL		HYBRID	
	PureTech 75 S&S BVM5	PureTech 100 S&S BVM6	Hybrid 100	Hybrid 136
WEIGHTS & LOADS				
Mass in running order (kg)	1,108	1,165	1,250	1,303
Gross vehicle weight (kg)	1,510	1,595	1,670	1,690
Maximum towable weight (braked) (kg)	500	1,200	1,200	1,200
Authorized total rolling weight (kg)	2,010	2,795	2,870	2,890
PERFORMANCE (Driver only)				
Maximum speed (km/h)	165	194	193	210
0 -100 kph (s)	13.2	10.1	9.8	8.1
1 000 m standing start(s)	34.6	31.4	31.2	29
80 to 120 kph 5th gear	13.4	9.5	7,1 (on Drive)	5,7 (on Drive)
80 to 120 kph 6th gear	19.4	13.0		
WLTP CONSUMPTION & EMISSIONS				
WLTP combined consumption - minimum (l/100km)	5,4	5,0	4,5	4,6
WLTP combined consumption - maximum (l/100km)	5,4	5,2	4,7	4,7
WLTP combined CO ₂ emissions minimum (g/km)	120	113	101	104
WLTP combined CO ₂ emissions - maximum WLTP (g/km)	121	117	105	105
WHEELS				
Type of tyres (standard or option, depending on version)	195/55 R16 H	195/55 R16 H	195/55 R16 H	
	-	205/45 R17 H	205/45 R17 H	205/45 R17 H
Spare wheel	Repair kit	Standard: Repair kit or spare wheel standard with the 17" if Hybrid or petrol		
BRAKE & SUSPENSIONS				
Type of front / rear brakes	Front discs 266 x 22 mm / Rear Drums 8"	Front discs 283 x 26 mm / Rear discs 249 x 10 mm Rear drums 8" with manual handbrake	Front discs 283 x 26 mm / Rear discs 249 x 10 mm Rear drums 9" with manual handbrake	Front discs 283 x 26 mm / Rear discs 249 x 10 mm
Type of front / rear suspension	Pseudo McPherson / twisting beam axle			

* WLTP data undergoing certification. CO₂ emissions WLTP mixed minimum-maximum on the engine. The CO₂ emissions of the vehicle depend on the version chosen as well as the options present on the vehicle.

(1) The CO₂ emissions given are mixed and expressed in grams per kilometer. The fuel consumption and CO₂ emission values given are in accordance with WLTP type approval (EU Regulation 2017/948). Since September 1, 2018, new vehicles have been type-approved on the basis of the globally harmonized test procedure for light vehicles (WLTP), which is a new, more realistic test procedure for measuring fuel consumption and CO₂ emissions. This WLTP procedure completely replaces the New European Driving Cycle (which was the test procedure used previously). Because the test conditions are more realistic, fuel consumption and CO₂ emissions measured under the WLTP procedure are, in many cases, higher than those measured under the NEDC procedure. Fuel consumption and CO₂ emission values may vary depending on specific equipment, options and tire types. Be sure to contact your point of sale for more information. More information at www.peugeot.ie

TECHNICAL SPECIFICATIONS

ELECTRIC

Electric Motor 136hp (100 kW)

Electric Motor 156hp (115 kW)

ENGINE

Technology	Synchronous with permanent magnets	Synchronous with permanent magnets
Maximum power (kW ECE / hp CEE at rpm)	100 / 136 at 5,500	115 / 156 between 4,500 and 7 000
Maximum torque (Nm ECE at rpm)	260 / 300 at 3,674	260 / 500 4,060

TRANSMISSIONS

Type	Automatic	Automatic
Number of gears	One	One

BATTERY

Technology	Lithium-Ion	Lithium-Ion
Number of modules	18	102 / 17
Usable capacity (kWh)	46.3	48.1
Weight (kg)	345	340
Total voltage (V)	400	376
Service interval	25 000 km or 2 years	25 000 km or 2 years

WEIGHTS & LOADS

Kerb weight (kg)	1,530	1,530
Gross vehicle weight (kg)	1,910	1,910
Maximum towable weight (braked) (kg)	-	-

PERFORMANCE (driver only)

Maximum speed (km/h)	150 (Sport Mode)	150 (Sport Mode)
0 -100 kph (s)	9,0	8,2
1 000 m standing start (s)	31,5	30,7
30 to 60 kph in Drive (s)	2,0	2,0
60 to 90 kph in Drive (s)	3,3	2,7
80 to 120 kph in Drive (s)	6,6	5,3

* WLTP data undergoing certification. CO₂ emissions WLTP mixed minimum-maximum on the engine. The CO₂ emissions of the vehicle depend on the version chosen as well as the options present on the vehicle.

(1) The CO₂ emissions given are mixed and expressed in grams per kilometer. The fuel consumption and CO₂ emission values given are in accordance with WLTP type approval (EU Regulation 2017/948). Since September 1, 2018, new vehicles have been type-approved on the basis of the globally harmonized test procedure for light vehicles (WLTP), which is a new, more realistic test procedure for measuring fuel consumption and CO₂ emissions. This WLTP procedure completely replaces the New European Driving Cycle (which was the test procedure used previously). Because the test conditions are more realistic, fuel consumption and CO₂ emissions measured under the WLTP procedure are, in many cases, higher than those measured under the NEDC procedure. Fuel consumption and CO₂ emission values may vary depending on specific equipment, options and tire types. Be sure to contact your point of sale for more information. More information at www.peugeot.ie

TECHNICAL SPECIFICATIONS



	ELECTRIC	
	Electric Motor 136hp (100 kW)	Electric Motor 156hp (115 kW)
RANGE & CONSUMPTION		
Mixed WLTP range (km)	363	410
Urban WLTP range (km)	498	566 *
Mixed WLTP cycle consumption (kWh/ 100 km)	15,4	14,0
Urban WLTP cycle consumption (kWh / 100 km)	11,2	10,2 *
CHARGING (20°C 20% to 80%)		
Maximum AC capacity (kW)	11	11
Maximum DC capacity (kW)	100	100
Charging time on reinforced home socket 3.2 kW AC (h)	10h30	10h30
Charging time on charging station 7.4 kW AC; on-board charger 7.4 kW / 11 kW (h)	4h40 / 4h40	4h25 / 4h25
Charging time on charging station 11 kW AC; on-board charger 7.4 kW / 11 kW (h)	9h35 / 3h10	9h05 / 2h55
Charging time on fast charging station 100 kW DC (h)	25 min	30 min **
WHEELS		
Type of tyres (standard or option, depending on version)	195/55 R16 H	195/55 R16 H 205/45 R17 H
Type of front / rear brakes	Front discs 302 x 26 mm / Rear discs 268 x 12 mm	Front discs 283 x 26 mm / Rear discs 268 x 12 mm
Type of front suspension	Pseudo McPherson	Pseudo McPherson
Type of rear suspension	Rear axle with Panhard bar	Rear axle with Panhard bar

* WLTP data undergoing certification. CO₂ emissions WLTP mixed minimum-maximum on the engine. The CO₂ emissions of the vehicle depend on the version chosen as well as the options present on the vehicle.

(†) The CO₂ emissions given are mixed and expressed in grams per kilometer. The fuel consumption and CO₂ emission values given are in accordance with WLTP type approval (EU Regulation 2017/948). Since September 1, 2018, new vehicles have been type-approved on the basis of the globally harmonized test procedure for light vehicles (WLTP), which is a new, more realistic test procedure for measuring fuel consumption and CO₂ emissions. This WLTP procedure completely replaces the New European Driving Cycle (which was the test procedure used previously). Because the test conditions are more realistic, fuel consumption and CO₂ emissions measured under the WLTP procedure are, in many cases, higher than those measured under the NEDC procedure. Fuel consumption and CO₂ emission values may vary depending on specific equipment, options and tire types. Be sure to contact your point of sale for more information. More information at www.peugeot.ie

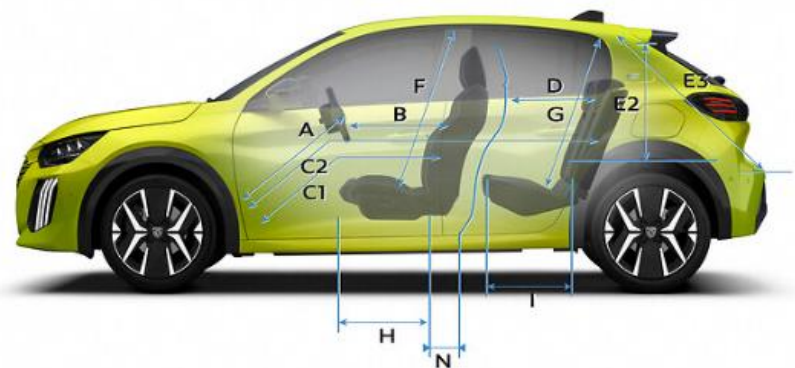
DIMENSIONS (mm) - 208

EXTERIOR & INTERIOR



DIMENSIONS (mm) - 208

EXTERIOR & INTERIOR



A	720
B	640
C1	885
C2	1697
D	812
E	674
E1	1018
E2	536
E3	749
F	886 (877 - Cielo)
G	857
H	563
I	541
J	1360
K	1382
L	1319
M	1350
N	239



309 L Electric
352 L Petrol / Hybrid



342 L Electric
387 L Petrol / Hybrid



779 L Electric
824 L Petrol / Hybrid



1118 L Electric
1163 L Petrol / Hybrid

- Range
- Prices
- Equipment & finishes
- Body colors & upholstery
- Options
- Detailed equipment
- Technical specifications
- Services & offers

