



PEUGEOT 408

Prices, equipment
and technical specifications

Prices applicable from February 2025 E & OE



EQUIPMENT



ALLURE

PEUGEOT Open & Go (Keyless entry with 'proximity' locking and unlocking)

19" 'Jaspe' diamond cut alloy wheels

180° Colour Reversing Camera with wash system and front & rear sensors

ECO LED headlights

Automatic dual zone air conditioning

Peugeot Smartbeam – High Beam Assist

Extended traffic sign recognition, cruise control adaptive with Stop & Go function

Electrochrome interior mirror with frame

'Fractil' embossed fabric with 'Isabella' leather effect trim

Aluminium pedals



GT

Equipment in addition to the Allure

Ambient Lighting - choice of 8 colours

Drive Assist Plus Pack - Adaptive cruise control with Stop & Go function, helps maintain speed lane position

Peugeot i-Cockpit® with customizable 10" 3D digital instrumentation

PEUGEOT Virtual i-Toogles – customisable

Peugeot Matrix LED Technology headlights

Heated steering wheel

Smart Electric Tailgate - foot operated with pedestrian detection

19" 'Graphite' diamond cut alloy wheels

'GT' model designation badging (HYBRID)

BELOMKA' fabric with 'ISABELLA' leather effect and cloth seat

Luxury carpet mats with 'Adamite' green stitching

PRICES

Recommended prices

	CO ₂ * (g/km) ⁽¹⁾	TAX BAND	ANNUAL ROAD TAX	ALLURE	GT
PETROL					
PureTech 130 S&S EAT8	136 – 139	B2	€210	€38,995**	€42,995**
PLUG-IN HYBRID					
Plug-in Hybrid 225 e-EAT8	31-25	A1	€140	€45,995**	€49,995**

- WLTP data currently being approved. Minimum - maximum mixed WLTP CO₂ emissions on the engine The CO₂ emissions from the vehicle depend on the version selected as well as the options on the vehicle.
- **Dealer delivery related charges, metallic paint and tyre recycling levy not included.
- ***Includes SEAI grant and VRT rebate

(1) The CO₂ emissions entered are mixed and expressed in grams per kilometre. The fuel consumption and CO₂ emission values provided comply with WLTP approval (EU regulation 2017/948). Since 1 September 2018, new vehicles are approved on the basis of the worldwide harmonised light-duty vehicles test procedure (WLTP), which is a new, more realistic test procedure to measure fuel consumption and CO₂ emissions. This WLTP procedure fully replaces the New European Driving Cycle (NEDC), which was the previous test procedure. As the test conditions are more realistic, the fuel consumption and CO₂ emissions measured according to the WLTP procedure are, in many cases, higher than those measured according to the NEDC procedure. The fuel consumption and CO₂ emission values may vary depending on specific equipment, options and types of tyres. Contact your point-of-sale for more information. More information on www.peugeot.ie

STANDARD EQUIPMENT

SAFETY & SECURITY

- Airbags: Adaptive driver and front passenger airbags (includes passenger airbag deactivation function)
- Airbags: Driver and front passenger side airbag, Front & rear curtain airbags
- Alarm - Perimeter, Volumetric and Anti-lift
- Isofix child seat fittings (x2) in the second row
- ESP (Electronic Stability Programme) with Hill Start Assist
- Puncture repair and tyre inflation kit
- AVAS: Acoustic Vehicle Alerting System. Generates a sound when travelling at low speed, audible outside the vehicle for pedestrian safety. Standard on all Hybrid & BEV versions

ADVANCE SECURITY

- Automatic emergency braking (Active Safety Brake) with collision risk warning,
- Automatic emergency braking day and night (camera & radar)
- Active alert for involuntary lane and low crossing side,
- Extended recognition of traffic signs and speed recommendations,
- Driver attention alert

COMFORT & CONVENIENCE

- Central armrest with storage and cup holder
- Electric parking brake
- One-touch' electric front & rear windows with pinch protection
- Electric power steering with reach and rake manually adjustable steering column
- Drive mode selector (PureTech: Eco/Normal/Sport, PLUG-IN HYBRID BEV: Electric/ Hybrid/Sport)
- 12V sockets - cabin & boot



FINISH ALLURE

SAFETY AND SECURITY

- LED daytime running lights under headlights
- Pack Safety Plus - Automatic emergency braking day and night (camera & radar)
- Advanced Emergency Braking System (Video-AEB). Includes radar (AEBS3) as standard
- Extended Traffic Sign Recognition (ETSR)

COMFORT & CONVENIENCE

- Automatic Dual Zone Air Conditioning
- Dark tinted rear side and tailgate windows
- Electric Folding Door Mirrors
- Electrochrome rearview mirror with frame
- 180° Colour Reversing Camera with wash system & rear sensors
- Drive mode selector
- PEUGEOT Open & Go (Keyless entry with 'proximity' locking and unlocking)



FINISH GT

Equipment in addition to the Allure

SAFETY AND SECURITY

- PEUGEOT SOS & Assistance
- Lane Positioning Assist

COMFORT & CONVENIENCE

- 10" instrument panel display
- Heated steering wheel
- Driver Sport Pack - steering/accelerator/gearbox/digital engine sound (can be deactivated)
- Smart Electric Tailgate - foot operated with pedestrian detection
- Smartphone Wireless Charger
- Acoustic laminated front side windows

RIMS AND WHEELS

- 19" 'Graphite' diamond cut alloy wheels



FINISH GT

Equipment in addition to the Allure

EXTERIOR LIGHTING AND VISIBILITY

- Peugeot Matrix LED Technology headlights
- Full 3D LED rear lights with PEUGEOT
- 'Claw effect' daytime running lights and 'welcome sequence'
- 'GT' model designation badging (HYBRID)

INTERIOR FEATURES

- Aluminium door and boot sill trims
- Ambient Lighting - choice of 8 colours
- Cabin stitch detailing in 'Adamite' green
- Electrochrome Interior Mirror
- Full grain leather steering wheel with 'Adamite' green stitching & 'GT' badging
- luxury Carpet Mats with 'Adamite' green stitching
- Sun visors featuring concealable vanity mirrors with LED lighting

UPHOLSTERY AND SEATS

- 'BELOMKA' fabric with 'ISABELLA' leather effect and cloth seat



WHEEL RIMS



19" JASPE Alloy wheel

Standard on Allure
(HYBRID 136 e-DSC6)



19" GRAPHITE Alloy wheel
Standard on Allure
/GT

(PLUG-IN HYBRID 225
Allure)



20" MONOLITH Alloy wheel

Optional on GT
(PLUG-IN Hybrid 225)

PAINT

METALLIC PAINT



Okenite White – Free MYE0



Selenium Grey



Black Perla Nera



**Obsession Blue – Standard Colour
Stock units**

PREMIUM PAINT



Elixir Red

UPHOLSTERY

Range

Prices

Equipment and finishes

Paint and upholstery

Options

Detail of equipment

Technical specifications

Services and offers



'FRACTIL' embossed fabric with 'ISABELLA' Leather effect trim (D9FX)

Standard on Allure



'BELOMKA' fabric with 'ISABELLA' leather effect and cloth seat (JUFR)

Standard on GT

OPTIONS

Recommended prices

ALLURE GT

EXTERIOR PAINT

Metallic Paint	M0-	€900	<input type="radio"/>	<input type="radio"/>
Signature Paint	M6-	€1,125	<input type="radio"/>	<input type="radio"/>

OPTION PACKS:

Hi-Fi Pack with wireless charging

- FOCAL® 10 Speaker Premium Hi-Fi System
- 2 woofers in front door panels, 2 tweeters in front pillars, 2 woofers + 2 tweeters in rear door panels, 1 central speaker in dashboard (medium), 1 sub-woofer (in boot)

J6GS €1,350 -

360°Vision Pack

Visio Park 360° 4 cameras + front & rear parking sensors

- Rear Traffic detection (blind spot monitoring, long-range lane change assistance and rear cross-traffic alert), Clean Cabin and 3D Quartz
- Electric heating door mirrors (with temperature sensor) / Electric folding / LED Side indicator repeater / Approach lighting / LCA information / Reverse gear indexed / Image projection / Camera
- Foot Glossy black

J60C €1,125 -

Visio Park 360° colour 4 camera system, front and rear parking sensors

- Electric heating door mirrors (with temperature sensor)
- Electric folding / LED Side indicator repeater / Approach lighting
- LCA information / Reverse gear indexed / Image projection / Camera
- Foot Glossy black

1G18 €1,125 -

Panoramic Split Opening Spoiler Sunroof

TC22 €1,475 -

The addition of optional extras may result in the vehicle increasing in Co2 g/km and therefore, attracting a higher rate of VRT than described in this product guide. For your exact configuration value, both Co2 g/km and RRP, please contact your local dealer or visit www.peugeot.ie
Note: Some options may require other options depending on the item and trim line.

● : standard ○ : optional - : not available

TECHNICAL SPECIFICATIONS

	PLUG-IN HYBRID PETROL	
	HYBRID 180 e-EAT8	HYBRID 225 e-EAT8
IC ENGINE		
Administrative power (CV)	8	10
Cubic Capacity (CC)		1598
Number of cylinders / Layout		4 in-line
Number of valves per cylinder		4
Maximum power (kW CEE/HP CEE at rpm)	110/150 at 4 250	132/180 at 6 000
Maximum torque (Nm CEE at rpm)		250 @ 1 750
Stop & Start		No
Regulation Emission Standard		EURO 6d + CF 1/ISV
Type of injection		Direct
Service Schedule		30 000 km or 1 year
ELECTRIC MOTOR(S)		
Electric motor (integrated in the eEAT8 gearbox)	1 at the front	1 at the front
Maximum power (kW CEE/HP CEE at rpm)	81/110 at 2 500	81/110 at 2 500
Maximum torque (Nm CEE at rpm)	320 between 500 and 2 500	320 between 500 and 2 500
High Voltage Battery		Li-Ion
Battery capacity (kWh) / Battery power (kW)		12,44 / 100
Electric range WLTP (min-max km)	NC	62-64
Charging time from 0 to 100%.		7h05 / 3h25 / 1h40 (1)
On-board charger (kW)		3.7 standard / 7.4 optional
HYBRID ENGINE PERFORMANCE		
Maximum cumulative power (kW CEE/HP CEE)	133/180	165/225
Maximum cumulative torque (Nm CEE)	360	360
TRANSMISSIONS		
Type	Automatic / 2 wheel drive	Automatic / 2 wheel drive
Number of gears	8	8

* WLTP data undergoing certification. CO₂ emissions WLTP mixed minimum-maximum on the engine. The CO₂ emissions of the vehicle depend on the version chosen as well as the options present on the vehicle.

(1) The CO₂ emissions given are mixed and expressed in grams per kilometer. The fuel consumption and CO₂ emission values given are in accordance with WLTP type approval (EU Regulation 2017/948). Since September 1, 2018, new vehicles have been type-approved on the basis of the globally harmonized test procedure for light vehicles (WLTP), which is a new, more realistic test procedure for measuring fuel consumption and CO₂ emissions. This WLTP procedure completely replaces the New European Driving Cycle (which was the test procedure used previously). Because the test conditions are more realistic, fuel consumption and CO₂ emissions measured under the WLTP procedure are, in many cases, higher than those measured under the NEDC procedure. Fuel consumption and CO₂ emission values may vary depending on specific equipment, options and tire types. Be sure to contact your point of sale for more information. More information at www.peugeot.ie

TECHNICAL SPECIFICATIONS

	PLUG-IN HYBRID PETROL	
	HYBRID 180 e-EAT8	HYBRID 225 e-EAT8
WEIGHTS & LOADS		
Kerbweight (kg)	1696	1706
Gross vehicle weight (kg)	2220	2 220
Max. towable weight on 12% gradient (braked) (kg)	1 400	1 400
Gross train weight (kg)	3 620	3 620
PERFORMANCE * With 1 driver only		
Top speed in Sport / Electric mode (km/h)	225 / 135	233 / 135
0-100 km/h (s)	8,1	7,8
1,000 m standing start (s)	28,5	27,6
80 to 120 km/h on Drive (in Hybrid mode)	5,1	4,5
CONSUMPTION FUEL & EMISSION WLTP (1)		
Consumption in WLTP cycle – combined minimum (l/100km)	1.4	1.2
Consumption in WLTP cycle - combined maximum (l/100km)	1.5	1.5
CO2 emission - combined minimum WLTP (g/km)	31	31
CO2 emission - combined maximum WLTP (g/km)	34	34
WHEELS		
Tyre type (standard or optional depending on version)	215/65R17 205/55R19 245/40R20	205/55R19 245/40R20
Spare wheel	Not available	
BRAKES & SUSPENSIONS		
Type of front / rear brakes	Ventilated discs with floating caliper and automatic wear adjustment / Floating caliper discs	
Front suspension type	Independent wheels - Pseudo-Mac Pherson axle, coil springs and integrated hydraulic dampers, pressurized	
Rear suspension type	Semi-independent wheels - Axle with deformable cross member, hydraulic dampers, pressurized	

* WLTP data undergoing certification. CO₂ emissions WLTP mixed minimum-maximum on the engine. The CO₂ emissions of the vehicle depend on the version chosen as well as the options present on the vehicle.

(1) The CO₂ emissions given are mixed and expressed in grams per kilometer. The fuel consumption and CO₂ emission values given are in accordance with WLTP type approval (EU Regulation 2017/949). Since September 1, 2018, new vehicles have been type-approved on the basis of the globally harmonized test procedure for light vehicles (WLTP), which is a new, more realistic test procedure for measuring fuel consumption and CO₂ emissions. This WLTP procedure completely replaces the New European Driving Cycle (which was the test procedure used previously). Because the test conditions are more realistic, fuel consumption and CO₂ emissions measured under the WLTP procedure are, in many cases, higher than those measured under the NEDC procedure. Fuel consumption and CO₂ emission values may vary depending on specific equipment, options and tire types. Be sure to contact your point of sale for more information. More information at www.peugeot.ie

TECHNICAL SPECIFICATIONS

	PureTech 130 S&S EAT8	HYBRID 136 e-DCS6
MOTORS		
Administrative power (CV)	7	7
Cubic Capacity (CC)	1 199	1 199
Number of cylinders / Layout	3 in-line	3 in-line
Number of valves per cylinder	4	4
Maximum power (kW CEE/HP CEE at rpm)	96/130 at 5 500	100 / 5500
Maximum torque (Nm CEE at rpm)	230 at 1 750	230 at 1 750
Stop & Start	Yes	e-AUTO
Regulation Emission Standard	EURO 6.e	EURO 6e
Type of injection	Direct	Direct
TRANSMISSIONS		
Type	Automatic	Automatic double clutch
Number of gears	8	6
WEIGHTS & LOADS		
Kerbweight (kg)	1393	1469
Gross vehicle weight (kg)	1950	2000
Max. towable weight on 12% gradient (braked) (kg)	1350	1300
Gross train weight (kg)	3300	3300
PERFORMANCE * With 1 driver only		
Top speed (km/h)	210	205
0-100 km/h (s)	10,4	9.4
1,000 m standing start (s)	32	30.6
80 to 120 km/h on Drive (s)	7.6	6.5

* WLTP data undergoing certification. CO₂ emissions WLTP mixed minimum-maximum on the engine. The CO₂ emissions of the vehicle depend on the version chosen as well as the options present on the vehicle.

(1) The CO₂ emissions given are mixed and expressed in grams per kilometer. The fuel consumption and CO₂ emission values given are in accordance with WLTP type approval (EU Regulation 2017/948). Since September 1, 2018, new vehicles have been type-approved on the basis of the globally harmonized test procedure for light vehicles (WLTP), which is a new, more realistic test procedure for measuring fuel consumption and CO₂ emissions. This WLTP procedure completely replaces the New European Driving Cycle (which was the test procedure used previously). Because the test conditions are more realistic, fuel consumption and CO₂ emissions measured under the WLTP procedure are, in many cases, higher than those measured under the NEDC procedure. Fuel consumption and CO₂ emission values may vary depending on specific equipment, options and tire types. Be sure to contact your point of sale for more information. More information at www.peugeot.ie

TECHNICAL SPECIFICATIONS

	PureTech 130 S&S EAT8	HYBRID 136 e-DCS6
WLTP CONSUMPTION & EMISSIONS (1)		
Consumption in WLTP cycle – combined minimum (l/100km)	6,0	5.1 – 5.2
CO2 emission - combined minimum WLTP (g/km)	136	114
WHEELS		
Tyre type (standard or optional depending on version)	215/65R17	215/65R17
	205/55R19	205/55R19
	Standard: Pneumatic trouble-shooting kit	Standard: Pneumatic trouble-shooting kit
BRAKES & SUSPENSIONS		
Type of front / rear brakes	Ventilated discs with floating caliper and automatic wear adjustment / Floating caliper discs	Ventilated discs with floating caliper and automatic wear adjustment / Floating caliper discs
Front suspension type	Independent wheels - Pseudo-Mac Pherson axle, coil springs and integrated hydraulic dampers, pressurized	Independent wheels - Pseudo-Mac Pherson axle, coil springs and integrated hydraulic dampers, pressurized
Rear suspension type	Semi-independent wheels - Axle with deformable cross member, hydraulic dampers, pressurized	Semi-independent wheels - Axle with deformable cross member, hydraulic dampers, pressurized
ELECTRIC MOTOR(S)		
Electric motor		1 included in the gearbox
Maximum power (kW CEE/HP CEE)		21kw / 28 HP
Maximum torque (Nm CEE)		55
Voltage Battery		Li-Ion 48V
Battery capacity (kWh) usable / embedded		0,432 / 0,898

* WLTP data undergoing certification. CO₂ emissions WTLTP mixed minimum-maximum on the engine. The CO₂ emissions of the vehicle depend on the version chosen as well as the options present on the vehicle.

(1) The CO₂ emissions given are mixed and expressed in grams per kilometer. The fuel consumption and CO₂ emission values given are in accordance with WLTP type approval (EU Regulation 2017/948). Since September 1, 2018, new vehicles have been type-approved on the basis of the globally harmonized test procedure for light vehicles (WLTP), which is a new, more realistic test procedure for measuring fuel consumption and CO₂ emissions. This WLTP procedure completely replaces the New European Driving Cycle (which was the test procedure used previously). Because the test conditions are more realistic, fuel consumption and CO₂ emissions measured under the WLTP procedure are, in many cases, higher than those measured under the NEDC procedure. Fuel consumption and CO₂ emission values may vary depending on specific equipment, options and tire types. Be sure to contact your point of sale for more information. More information at www.peugeot.ie

Range

Prices

Equipment and finishes

Paint and upholstery

Options

Detail of equipment

Technical specifications



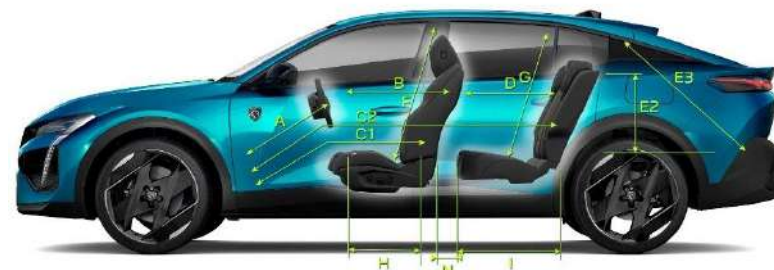
Services and offers

DIMENSIONS 408 (mm)

EXTERIOR & INTERIOR



* 1487 with sunroof



A	718
B	597
C1	886
C2	1833
D	857
E	972
E1	1052
E2	464
E3	881
F	891
G	850
H	510
I	418
J	1428
K	1443
L	1384
M	1446
N	188



ICE :
536 L VDA
508L VDA (FOCAL)

PLUG-IN HYBRID :
471 L VDA
454 L VDA (FOCAL)

